

PVC Strip Doors – How do they work? How they are fitted?




PVC strip doors are a great way to keep heat in, when a doorway to the outside is open all the time or regularly in use.

They consist of three parts – The hanging rail, the pvc strips and the slot plates A & B – see below



ATTACHING THE RAIL

In order to fit the rail you must first decide whether to attach on the OUTSIDE of the door frame, see fig. C or the INSIDE, see fig. D. The rail may need to be cut down to fit accordingly, using a hacksaw. The rail will need securing to either the door frame or wall using the screws and plugs provided.



← Fig. C



Fig. D →

PVC STRIPS

The slot plates need securing to the pvc strips. All the nuts and bolts required are supplied and there are predrilled holes on each pvc strip. Result - see Fig. E. Each strip will also need trimming to length using a ruler and stanley knife.




Fig. E

DIMENSIONS

Fig. F shows the relevant dimensions for fitting. The standard length of each PVC strip is 2000mm

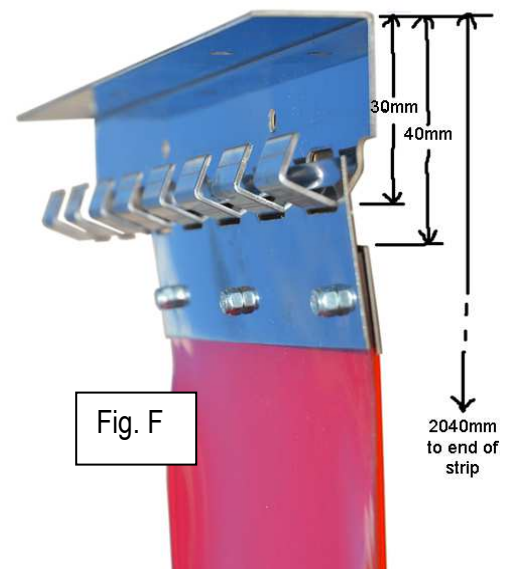


Fig. F

2040mm
to end of
strip

HELPLINE

For more help or info, call us : 01427 890977
Email : sales@learningwithlinden.co.uk